

## Analyzing Liquids using XRF sample cups and films



### Introduction

The preparation of liquids using X-ray fluorescence analysis is done by simply pouring the sample into a sample cup.

But measuring samples in sample cups can be a risk to the XRF instrument. Leaks in the film and damaged or poorly prepared samples cups can lead to liquids dripping onto the X-ray tube. This can cause destruction of the tube. For this reason, only trained personnel should conduct these measurements. Sample cups should only be measured after a given waiting period, in which it can be determined whether there is leakage or not. The films should never be reused.

Liquids or loose powders in sample cups cannot be measured under vacuum, as contamination of the instrument may occur. Such measurements are generally conducted under a helium atmosphere in order to protect the XRF instrument. With EDXRF instruments it is also possible to conduct the measurements in an air or nitrogen atmosphere.

## Analyzing Liquids using XRF sample cups and films

### Available sample cups and types of film.

Many different sample cup types are available and can be used depending on the instrument's holder type. You can find a list of available sample cups here:

<https://www.fluxana.com/products/liquid-analysis/sample-cups>

The bottom of the sample cup is covered with an X-ray transparent film. The chemical resistance depends on the material and the thickness of the film:

Film	Thickness / $\mu\text{m}$	Suitable for	Unsuitable for
Mylar®	1,5	Gasoline, diesel, solvents	Acids,
	2,5		Bases
	3,5		
	6		
Polypropylene	4	Diluted acids	Gasoline,
	6		Diesel
	12		
Polycarbonate	5	Gasoline, diesel	
Kapton®	7,5	Aromates	

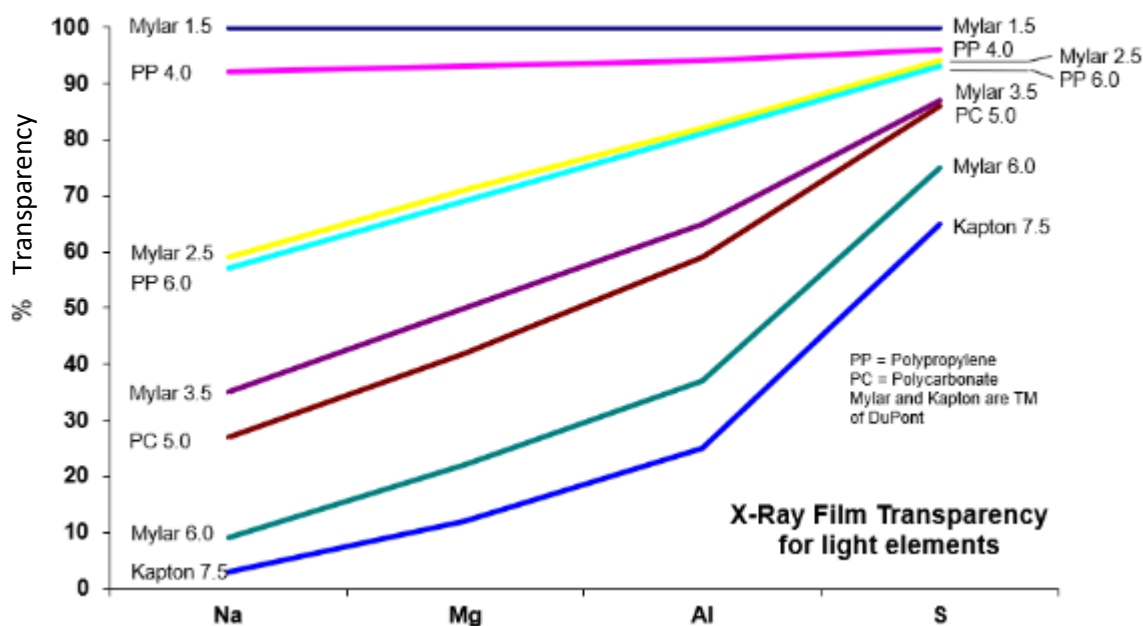
This table gives an overview of the commercially available films. In principle, two materials are used: Polyester (Mylar) und polypropylene (films with trade names that contain fragments of the name "propylene," e.g., that end with "lene", are usually the same material as the much less expensive polypropylene film). The film materials differ in the resistance to chemicals. While polyester is stable with respect to solvents, aliphatics and fuels, polypropylenes provide more stability with respect to fluids rich in oxygen (e.g., water, polyglycols and high-boiling oils).

You can find a list of available films here:

<https://www.fluxana.com/products/liquid-analysis/thin-films>

## Analyzing Liquids using XRF sample cups and films

Transparency for the fluorescence radiation of the light elements from sodium to sulfur is the deciding factor for use of a film. The thinnest Mylar film with 1.5  $\mu\text{m}$  absorbs 50% of the sodium radiation; 6  $\mu\text{m}$  Mylar almost 100%. Analysis of the even lighter element, fluorine, in samples measured with a film is thus impossible. This image provides an overview:



**Polypropylene** is especially suited to the trace analysis of solid samples, as it has no major contamination in it. In contrast, **Mylar** contains the undesirable phosphorus and calcium (3.5  $\mu\text{m}$  Mylar corresponds to 50 ppm Ca and 250 ppm P in a straight oil, e.g., clean white oil).

Films such as **Hostaphan** (polyester with a silicon contamination) or polycarbonate (without contamination, preferred for fuel analysis) are restricted or no longer available.

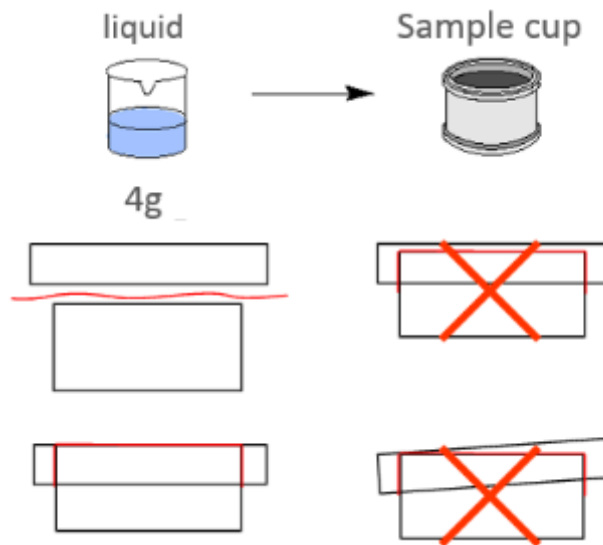
**Kapton** is not very transparent for the fluorescence radiation of light elements and is, therefore, only useful for the analysis of elements with a higher atomic number.

### Correct preparation of the sample cup

With sample cups, the analytical error depends on the preparation of the sample cups. The exact fit of the film, the outer ring and a defined height are decisive. The distance of the X-ray tube from the film on the cup must always be constant. For this reason, it is important to be sure that the outer ring

## Analyzing Liquids using XRF sample cups and films

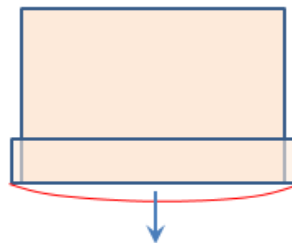
of the cup, which holds the film, must be pulled up enough so that the film touches the bottom of the holder or is at the same height.



### High power WDXRF X-ray radiation shows interaction with the film:

- Polypropylene sags a little
- Polyester shows no changes

The radiation contamination of the film, which leads to sagging, can be greatly reduced through use of a thin primary filter (e.g., Al).



EDXRF and WDXRF instruments with lower power (<50 Watt) do not show this effect.

## Analyzing Liquids using XRF sample cups and films

### Literature

- [1] Rainer Schramm, X-Ray Fluorescence Analysis: Practical and Easy, 2<sup>nd</sup> edition, FLUXANA (2017).
- [2] [www.fluxana.com](http://www.fluxana.com)

Distributed by:

---



[www.r5outcomes.com](http://www.r5outcomes.com)  
Contact:  
[info@r5outcomes.com](mailto:info@r5outcomes.com)  
Ph: +61 2 4072 1672

Address: PO BOX 6236 Kincumber 2251 NSW Australia